
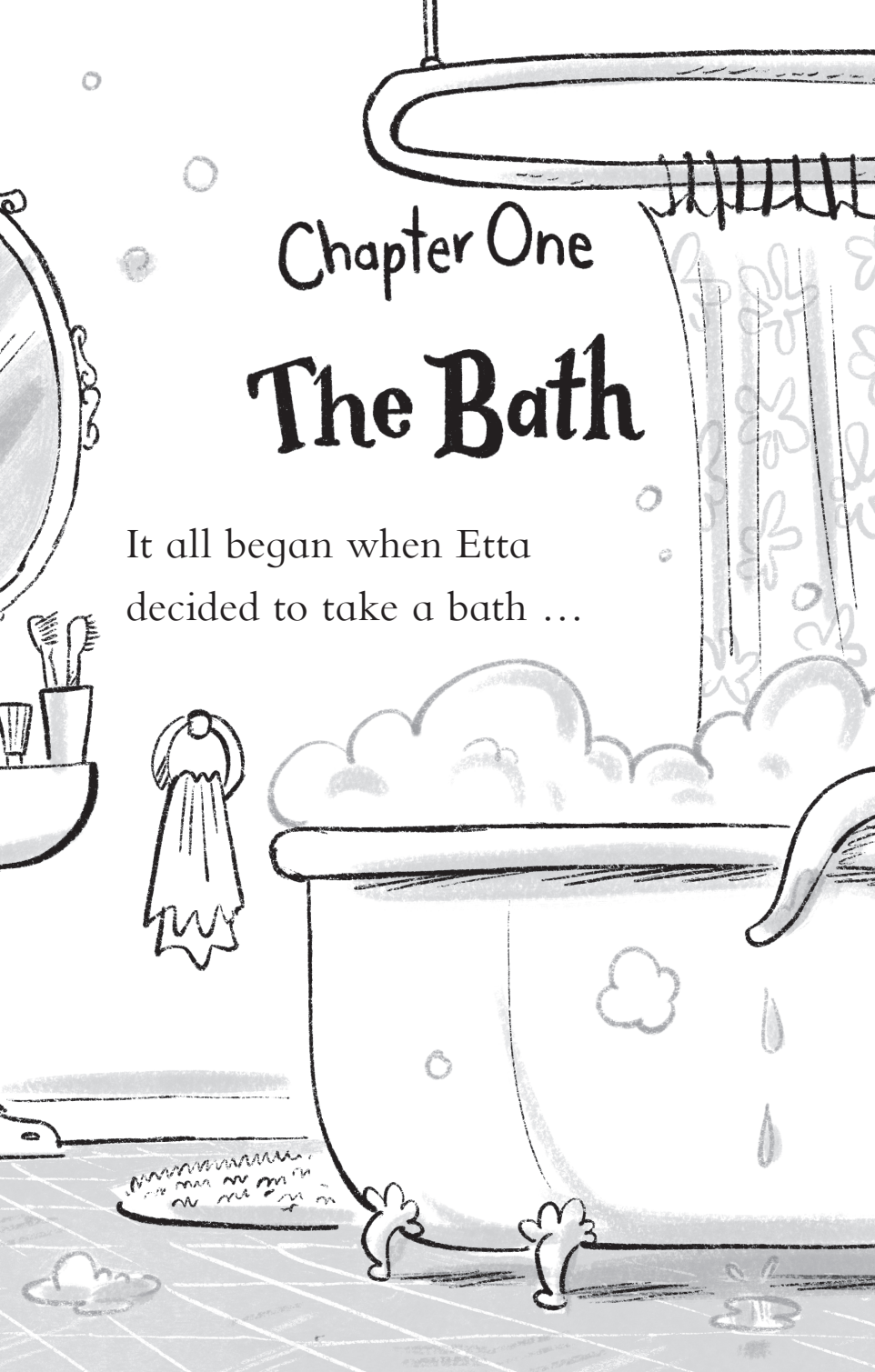


Er Etta
and the
Octopus

Zana Fraillon

pictures by Andrew Joyner





Chapter One

The Bath

It all began when Etta
decided to take a bath ...

And realised she wasn't alone.
On the floor lay a brown
suitcase with *Oswald* written on it
in fancy writing.

And in the bath sat Oswald.
Etta had never had an octopus in
her bath before.








Etta had never been hung upside down by an octopus before either.

Octopuses, Etta concluded, didn't like to share baths. She thought perhaps it was best to wait.

And wait ...

And wait ...

Until finally, Oswald was finished.



Etta decided she might need to
get Oswald his own towel. And
bathrobe. And slippers.
And toothbrush.





HOW TO DRAW OSWALD

by Etta

①

Start with some shapes and lines like this.




TIP: Draw lightly in pencil at first.

②

Then draw Oswald's outline.







If you would like to find out more about
Hachette Children's Books, our authors, upcoming events
and new releases you can visit our website,
Facebook or follow us on Twitter:

hachettechildrens.com.au

 @HachetteKidsANZ

 @HachetteKidsANZ

 @hachettekidsanz